

Monmouth County Library Summer Reading Challenge Beanstack How-To

How do I sign up?

Go to monmouthcountylib.beanstack.org or download the Beanstack Tracker app (for Android and Apple devices).

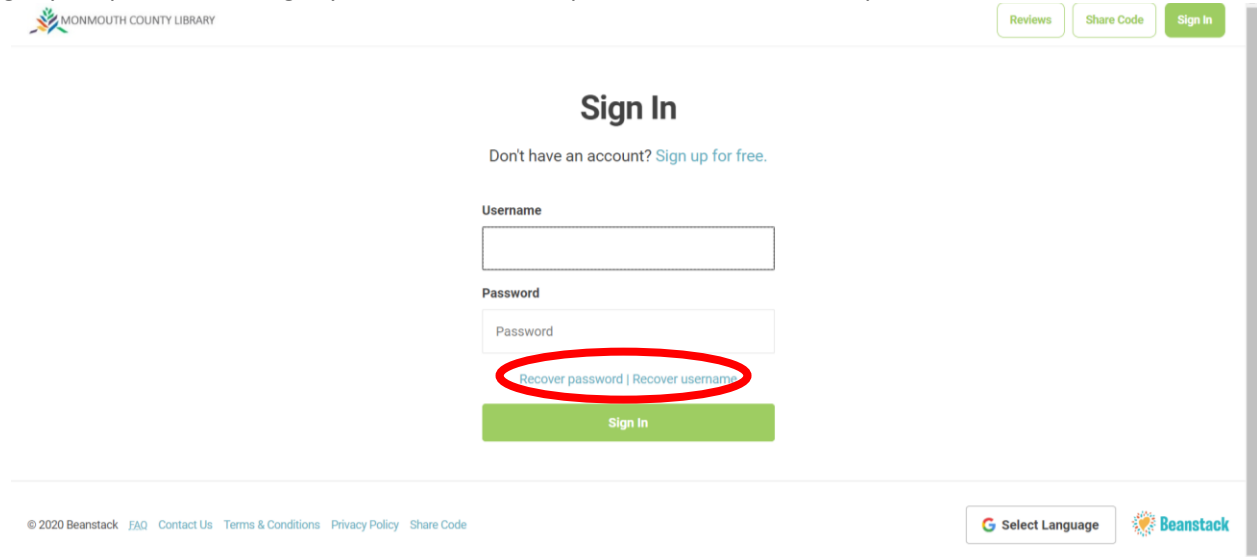
Returning users:

If you've done the library's Summer Reading Challenges before, you can login using the same account! Click the green "Sign In" button & enter your username and password.



The screenshot shows the top of the Beanstack website. In the top right corner, there are three buttons: "Reviews", "Share Code", and "Sign In". The "Sign In" button is circled in red. Below the navigation bar is a large banner for the "Imagine Your Story" Summer Reading Challenge. The banner features a colorful illustration of various animals and a child reading. Below the banner, the text reads: "Summer Reading Challenge - for readers of all ages! June 15 - August 15, 2020". At the bottom of the banner area, it says "Read all summer. earn prizes. & discover great books".

Forgot your password? Forgot your username? No problem! Click "Recover password" or "Recover username."



The screenshot shows the sign-in page on the Beanstack website. At the top right, there are three buttons: "Reviews", "Share Code", and "Sign In". Below the navigation bar is a "Sign In" heading. Underneath, there is a link: "Don't have an account? [Sign up for free.](#)". There are two input fields: "Username" and "Password". Below the "Password" field, there is a link: "Recover password | Recover username". At the bottom of the form is a green "Sign In" button. At the bottom of the page, there is a footer with copyright information and a "Select Language" button.

If it's been a while since you last logged in, you might be asked to confirm some details. Click the "Register" button under the 2020 Summer Reading Challenge that's available to you!

New users:

Click the green “Register an Individual or Family” button.



Summer Reading Challenge - for readers of all ages!
June 15 - August 15, 2020

Read all summer, earn prizes, & discover great books
along the way!

Join today!



Fill in the requested information.

Who would you like to register?

Click here to create an account for just yourself. → I am registering myself. I am an adult registering a child. ← Click here to create an account if you are a parent registering a child.

When creating a username, make sure it doesn't include any spaces.

Note: If you are a parent registering a child, be sure to enter your information under “Adult Information.”

Families can be linked together, so that all family members can be accessed with one login.

You're signed up!

Which Summer Reading Challenge should I choose? What are the prizes?

Log your reading any time between June 15 – August 15 to earn prizes!

- **Read To Me**
 - Pre-readers & preschoolers (babies to age 6)
 - Listen to books being read & log the titles
 - Log 10 books – earn a Treasure Box prize!
 - Log 20 books – earn the Grand Prize, a Whimsical Squeeze Toy!
 - Log 40 books **and** complete at least 3 fun Activity Badges – earn a Super Paperback Book or Special Prize!
- **Vacation Reading Club**
 - Independent Readers (PreK - Grade 6)
 - Read 4 hours – earn a Treasure Box prize!
 - Read 8 hours – earn the Grand Prize, a Fantastical Creature Squish Ball!
 - Read 16 hours **and** complete at least 3 fun Activity Badges – earn a Super Paperback Book or Special Prize!
- **Teen**
 - Grades 6-12
 - Read 8 hours **and** complete 1 fun Activity Badge – earn a Slick Scribbling Set!

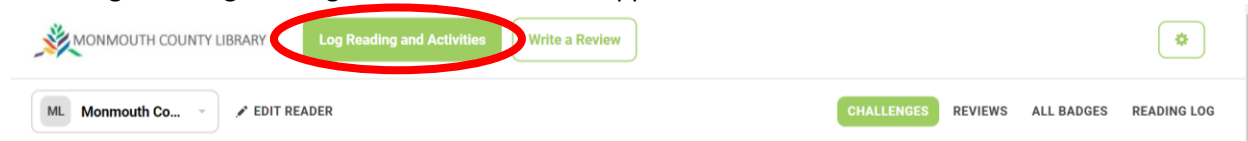
- **Adult**
 - Ages 18+
 - Read 4 books – earn a Nifty Note Keeper!

How do I log reading and activities?

Using the web:

Go to monmouthcountylib.beanstack.org & log in to your account.

Click on the green “Log Reading and Activities” in the upper left corner.



Follow the prompts on the screen to log the reading or activities you’ve accomplished.

You’ll receive virtual badges for reaching reading milestones – and when you’re eligible for a prize!

Using the Beanstack Tracker app:

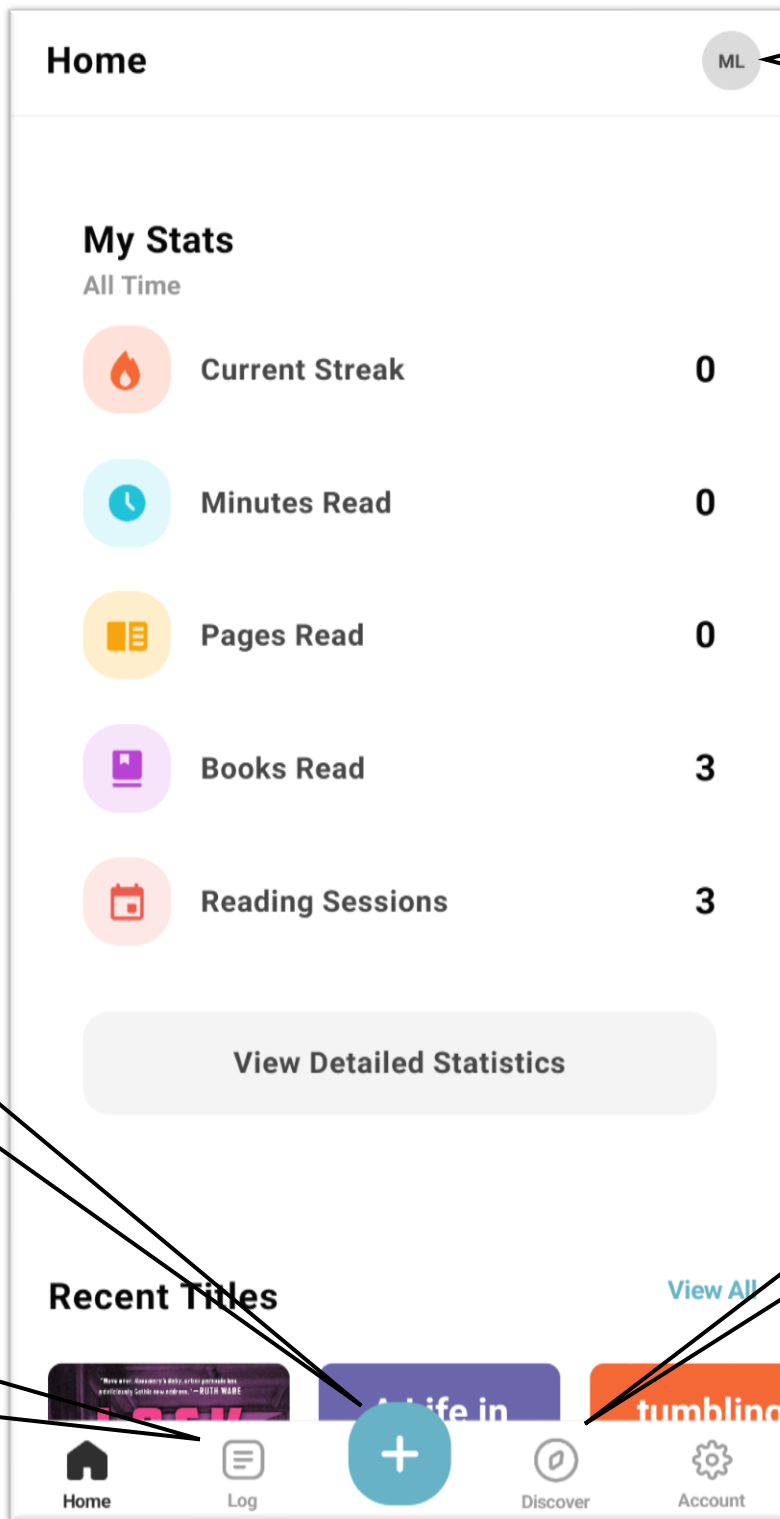
Scroll down for a quick look at the app!

Click the blue “+” button at the bottom-center of the screen.

Follow the prompts to log the reading or activities you’ve accomplished.

You’ll receive virtual badges for reaching reading milestones – and when you’re eligible for a prize!

Beanstack Tracker App: Quick Look



Switch readers by tapping icon in upper right corner

Add reading by tapping this icon

View your Challenges and badges

View your reading log

Account: add readers, update account info, find Help (instructions on adding titles, timing a reading session), and Log Out